

The Sounds in English

The Sounds in English

Copyright © 2018 www.learntoreadathome.com All rights reserved.

You have been granted the non-exclusive, non-transferable right to access and read the text of this ebook on screen, and to print a copy of it for your personal use and a copy for each of the students you teach. Otherwise, no part of the book may be stored, printed, reproduced, or transmitted in any form or by any means without the express written permission of: www.learntoreadathome.com

The Sounds in English

Introduction

Here's a list of all the sounds in English.

Letters between slash marks represent the most common way we write that sound e.g. /p/ represents the first sound in the word **pot**, which we write with the letter p.

Remember that some sounds (such as /p/ and /t/) are very quiet sounds. Try to just say the sounds, without adding a sort of /uh/ grunt on the end. The real /p/ sound, for example, is really just the lips popping open. And sound /t/ is just the tongue being released from the palate.

If you need help knowing how to say the sounds, go to the videos section, where there's a video where you can hear me saying the sounds.

NB It is really important to remember that this is a list of **sounds**, not a list of spellings - so ignore the different letter combinations that are showing the same sound. (I will **bold** the letters that are representing the sound.) For example: the words *came*, *aim*, and *pay* show the same sound – /ae/ in ice cream **sundae**.

While this work can be done on the computer, I think it is more convenient to do it by printing the pages onto A4 paper.



You could use the underlined word or phrase as the memory word to help students remember the sounds.



You might like to use this list of sounds to check whether your student can hear and say each of these sounds. To do this, ask your student to repeat each word after you.



Circle in pencil any sounds or words your student can't pronounce correctly. When he or she can say those words properly, you could delete those pencil marks.



The Sounds in English

The Sounds in English



/a/	a pple, a nt, a dd, a rrow, a tom, a dult, a vocado, a lligator		
-----	---	--	---



/ae/	a ice cream a undae a pron, a pe, a im, a ble, a same, a brain		
------	--	---	--



/air/	a irplane, a pear, a flair, a erial, a irport, a care		
-------	--	--	---



/ar/	a star, a rm, A rnold, a rk, a rch, a rgue, a rt, a park		
------	---	--	---



The Sounds in English

b/	bat and ball , baby , bag , ballet , bed , backbone , balloon		
----	---	--	---

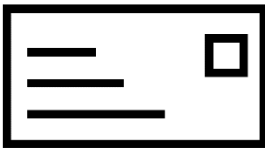

/ch/	chicken , children , cheese , chimp , cheerful , chain		
------	--	--	---



/d/	dog , drink , did , drain , had , dad , drip , mad , head , disk		
-----	--	--	---



/e/	egg , bread , end , ever , send , tell , fell , bend , dent , Ed		
-----	--	---	---



/ee/	seeds , eat , evil , eager , he , see , clean , free , beam		
------	--	--	---



The Sounds in English

/er/	letter , bird , earn , earl , fur , circus , girl , turtle , purple		
------	--	--	---



/f/	fly swat , photo , food , fluff , if , flap , off , fresh , beef		
-----	--	---	---



/g/	grab , gull , get , got , egg , grin , fig , ghost , big , bug , fatigue		
-----	---	--	---



/h/	hand , happy , here , hid , he , him , help , hip , hello , helmet , hop		
-----	---	---	---



/i/	itchy , ill , in , bit , itself , slit , tip , symbol , crystal , Olympic		
-----	---	---	---



The Sounds in English

/ie/	ice berg, idea , bow tie , sigh , fly, pie , fry, my, pilot, try, bite , prize		
------	--	--	---



/j/	jelly , gem, jet , Jim , just , badge		
-----	--	--	---



/k/	cat , key , kept , Kim , milk, desk, kiss , kid , cat, hulk		
-----	---	---	---



/l/	ladder , lizard , lot, left, leap, milk, sill, list, help, salt, scalp		
-----	--	---	---



/m/	mountains , map , my , most , mumps , mat , me , mum , ram		
-----	--	--	---



The Sounds in English

/n/	n ecklace, kn ife, n ip, n ap, in , on , find, kn ee, gn ome		
-----	--	--	---



/ng/	sing , singlet, cl ing, bang , hang, lung, ping pong		
------	---	--	---



/ngk/*	wink , cuff link , blink, cl ink , d ink , l ink , m ink , p ink r ink *Optional. Including this sound helps students hear it.		
--------	---	--	---



/o/	orange , octopus , on , off , slot, Todd , wasp, swap, wallaby, Lauren		
-----	--	--	---



/oe/	toes , boat, own , blow, so , crow, Joe , robot, no		
------	--	---	---



The Sounds in English

/oo/	<u>book</u> , cook , oops , took , crook , could , would , put		
------	--	--	---



/oo/	<u>moon</u> , kangaroo , soothe , soon , noon , doona , kangaroo , through		
------	---	---	---



/or/	<u>ordinary</u> dots , dinosaur , four , torn , Victoria , Paul		
------	---	--	---



/ow/	<u>clown</u> , cloud , Ow! Ouch , owl , now , down , bounce ,		
------	---	--	---



/oy/	<u>coin</u> , boy , boil oysters, oil , point , toy , employ , foyer		
------	--	--	---



The Sounds in English

/p/	pinch , patch , pat , pop , gulp , tip , plop , map , drop		
-----	---	--	---



/qu/	quarrel , quick , quest , quibble , quote , quiet , quoll , quit		
------	--	--	---



/r/	rat , rip , roar , Ron , run , wrap , rotten , ripple , wrist		
-----	--	--	---

/s/	snake , sit , sad , sand , Sally , slit , celery , city , pencil , Lucy		
-----	---	--	---



/sh/	sheep , ship , shhh , she , shop , chef , ash , shine , dish , shrub ,		
------	--	--	---

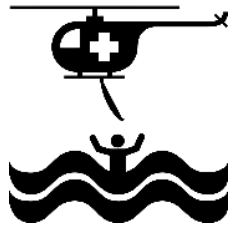

The Sounds in English

/t/	t alk, t able, t ouch, t ip, T im, i t, i ts, t ell, T om, t able, t op, t umble, t ub		
-----	---	--	---



/th/	th ermometer, th ree, th in, Th eo, P er th , f if th ,		
------	--	--	---



/th/	th eather, w eather, th ere, this , th at, th ose, th ese, sl ith er, teeth e, seeth e		
------	--	---	---



/u/	sun , glove , up , under , tut , lull , other , done , brother ,		
-----	---	--	---

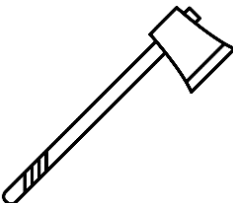

/ue/	rescue , cube , use , ute , cute , due , cue , emu		
------	---	--	---

The Sounds in English

/v/	valley, vet, van, vest, have, give, olive, active, sleeve		
-----	--	--	---


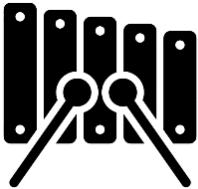
/w/	worms, swim, wig, want, will, wilt, wallet, win,		
-----	---	--	---



/hw/*	whale, wheel, what, why, when, white, whiff, whisper *Optional sound		
-------	--	--	---

/x/	axe/ax, box, fix, mix, tax, pox, Max, vex, tracks, trucks		
-----	--	--	---

/y/	yawn, yell, yes, yet, yam, yuk, yelp, yum, yapping, yellow		
-----	---	--	---

The Sounds in English

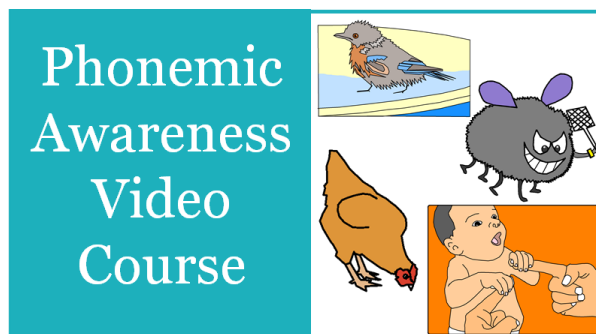
/z/	<u>z</u> ip, xylophone, z oom, z ap, Z ac, fizz , buzz , jazz , as , z est		
-----	--	---	---

/zh/*	<u>explosion</u> , collision, A sia, illusion, vision, pleasure, mirage * There is no standard or common way to write this sound.		
-------	---	--	---

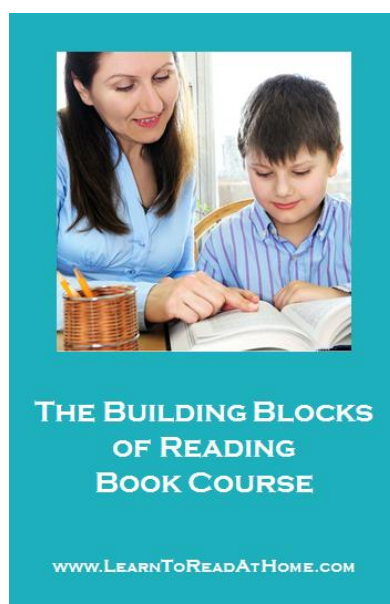
If your child or student is unable to repeat a **significant number** of sounds, it would be a good idea to contact a speech pathologist/therapist.

The Sounds in English

If you're looking for a learn to read course you could use to teach your child or student to read, click the link for [more information about the *Phonemic Awareness Video Course* and its bonus *Learning Letters* videos](#) – where you can learn how to teach reading, and your student can learn exactly how written English works. [Here's the link to buy the *Phonemic Awareness Video Course*.](#)



If you'd like to learn more about my learn to read course that you could use to teach your child or student to read in 25 hours, click the link for [more information about *The Building Blocks of Reading Book Course*](#). And here's the [link to buy this reading course](#).



[Here's the link to buy both courses at a discount.](#)

Best wishes,
Merrin